


VALVOLE ED ELETTROVALVOLE IN ALLUMINIO

*Aluminium
Valves and solenoid valves*



Serie **V - E**

FLUIDO SISTEM S.r.l.


Via Nicomede Bianchi, 61/3 - 10146 TORINO (Italy)
Tel. +39 011.797.322 - 011.797.420 / Fax +39 011.797.412
E-mail: fluidosistem@mclink.it - Web: www.fluidosistem.it

2.06.00

VALVOLE ED ELETTROVALVOLE IN ALLUMINIO - serie V-E

ALUMINIUM VALVES AND SOLENOID VALVES - V-E line

1/8" - 1/4" - 1/2"



Guida alle referenze

Guide to references

V 4 4 L M CA

Prodotto / Product

V = Valvole pneumatiche
Pneumatic valves
E = Elettrovalvole
Solenoid valves

Funzione / Function

3 = 3 vie
4 = 5 vie

Taglia / Body width

80 = 1/8"
4 = 1/4"
2 = 1/2"

Opzione / Option

CC = Centri chiusi
Closed centres
CA = Centri aperti
Closed centres

Ritorno / Return

M = Molla
Spring
P = Pneumatico
Pneumatic
F = Bistabile
Bistable
S = Solenoide
Solenoid
D = Differenziale
Differential

Azionamento / Operation

L = Leva
Lever
T = Tiretto
Taste
R = Leva rullo
Roller level
S = Leva rullo unidirezionale
Unidirectional roller level
B = Puntale a sfera
Pushrod with ball
C = Puntale a sfera da pannello
Pushrod with ball for panel mounting
P = Pneumatico
Pneumatic

MD = Selettore a leva da pannello
Lever selector for panel mounting
MR = Tasto a fungo da pannello
Axial mushroom for panel mounting
MA = Pulsante protetto da pannello
Protected push button for panel mounting
MC = Pulsante da pannello
Pushrod for panel mounting
MG = Selettore a chiave da pannello
Key selector for panel mounting
MB = Leva assiale da pannello
Axial Lever for panel mounting
S = Solenoide
Solenoid

Le valvole a spola bilanciata della linea **V** e linea **E**, disponibili in 3 differenti taglie 1/8", 1/4", 1/2", sono costruite in lega d'alluminio UNI 3571 e sono completamente ossidate, quindi resistenti alla corrosione. Hanno la caratteristica di avere solo un unico elemento mobile per lo scambio direzionale del flusso, che permette il conseguimento di questi vantaggi:

INTERCAMBIABILITA' dei meccanismi di azionamento e ritorno per ottenere il massimo numero di combinazioni impiegando pochi elementi di base.

STABILITA' DI EQUILIBRIO in ogni posizione poiché l'azione della spola non è influenzata dalla pressione di alimentazione.

LIMITATA MANUTENZIONE poiché le guarnizioni speciali in gomma antiolio sono fisse e lo scorrimento della spola in lega d'alluminio anodizzato con microfinitura superficiale nel loro interno, ne riduce al minimo l'usura. Tutte queste caratteristiche, unitamente alla prontezza di intervento ed alla grande portata consente a queste valvole prestazioni del tutto eccezionali ed un funzionamento preciso e continuo per milioni di azionamenti. Si consiglia l'uso di filtri o silenziatori montati sugli scarichi onde evitare l'entrata, all'interno della valvola, di polvere o corpi estranei che ne danneggerebbero irrimediabilmente il funzionamento.

Line V and E includes balanced spool valves, available in 3 different sizes 1/8", 1/4", 1/2", which are built on aluminium UNI 3571 and are totally oxidated, than proof against the corrosion. They have only one moving element for the executive change of the flow, that allows this advantages:

INTERCHANGEABILITY of driving gear and return to have the greatest number of combination with little elements.

BALANCE STABILITY in every position because spool's action is not influenced from the pressure of the input.

NARROW MAINTENANCE because the special gaskets on antioil rubber are fixed and the running of aluminium spool, anodized with superficial precision finishing inside, reduce the wear. All this characteristics, the response time, the big flow rate allow exceptional performance and anhigh operating frequency. We advise the use of filter or silencer that are assembled on the discharged to avoid the entry of the dust or other strange bodys that would damage the working.

Dati Tecnici

Costruzione: Valvola a spola, 3/2 - 5/2 - 5/3
Fluido: Aria filtrata e lubrificata
Pressione max: 10 bar
Tipo di connessione: G1/8" - G1/4" - G1/2"
Range di temperatura: -30°C / +120°C

Technical data

Construction: 3/2 - 5/2 - 5/3 spool valve
Fluid: Filtered and lubricated air
Maximum pressure: 10 bar
Connection type: G1/8" - G1/4" - G1/2"
Temperature range: -30°C / +120°C

VALVOLE ED ELETTROVALVOLE IN ALLUMINIO - serie V-E

ALUMINIUM VALVES AND SOLENOID VALVES - V-E line

Dati Tecnici

Tipo di connessione: G1/8"
 Sezione utile: 19,63 mm²
 Pressione max: 10 bar
 Range di temperatura: -10°C +80°C

Technical data

Connection size: G1/8"
 Usable section: 19,63 mm²
 Maximum pressure: 10 bar
 Temperature range: -10°C +80°C

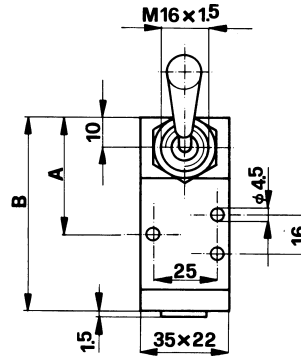
Codici di ordinazione

Order codes

	CODE	REFERENCE
	V380LP	Leva-pneumatico / Lever-pneumatic
	V480LP	Leva-pneumatico / Lever-pneumatic
	V380LF	Leva-bistabile / Lever-bistable
	V480LF	Leva-bistabile / Lever-bistable
	V380LM	Leva-molla / Lever-spring
	V480LM	Leva-molla / Lever-spring

Valvole a leva 90°
 90° levers valves

1/8"



Code	Type	Forza d'azionamento Operation's force	A	B
V 380 LP	3/2	0,200 Kg	37	78
V 380 LM	3/2	0,600 Kg	37	60
V 380 LF	3/2	0,200 Kg	37	60
V 480 LP	5/2	0,300 Kg	45	94
V 480 LM	5/2	0,700 Kg	45	76
V 480 LF	5/2	0,300 Kg	45	76

Dati Tecnici

Tipo di connessione: G1/8"
 Sezione utile: 19,63 mm²
 Pressione max: 10 bar
 Range di temperatura: -10°C +80°C

Technical data

Connection size: G1/8"
 Usable section: 19,63 mm²
 Maximum pressure: 10 bar
 Temperature range: -10°C +80°C

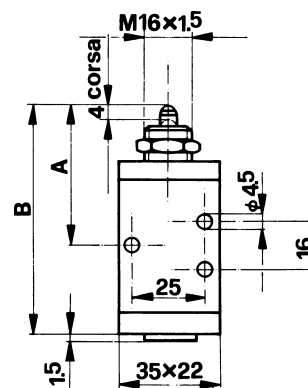
Codici di ordinazione

Order codes

	CODE	REFERENCE
	V380CP	Puntale-pneumatico / Pushrod-pneumatic
	V480CP	Puntale-pneumatico / Pushrod-pneumatic
	V380CM	Puntale-molla / Pushrod-spring
	V480CM	Puntale-molla / Pushrod-spring

Valvole puntale a sfera da pannello
 Pushrod with ball valves for panel mounting

1/8"



Code	Type	Forza d'azionamento Operation's force	A	B
V 380 CP	3/2	0,500 Kg	41	82
V 380 CM	3/2	1,800 Kg	41	64
V 480 CP	5/2	0,600 Kg	49	98
V 480 CM	5/2	2,700 Kg	49	80

VALVOLE ED ELETTROVALVOLE IN ALLUMINIO - serie V-E

ALUMINIUM VALVES AND SOLENOID VALVES - V-E line

Dati Tecnici

Tipo di connessione: G1/8"
 Sezione utile: 19,63 mm²
 Pressione max: 10 bar
 Range di temperatura: -10°C +80°C

Technical data

Connection size: G1/8"
 Usable section: 19,63 mm²
 Maximum pressure: 10 bar
 Temperature range: -10°C +80°C

Codici di ordinazione

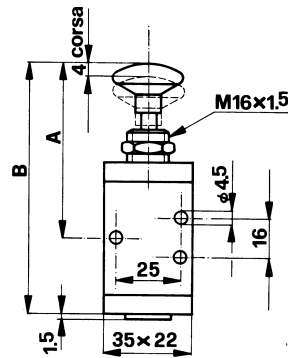
Order codes

	CODE	REFERENCE
	V380TP	Tiretto-pneumatico / Taste-pneumatic
	V480TP	Tiretto-pneumatico / Taste-pneumatic
	V380TF	Tiretto-bistabile / Taste-bistable
	V480TF	Tiretto-bistabile / Taste-bistable
	V380TM	Tiretto-molla / Taste-spring
	V480TM	Tiretto-molla / Taste-spring

Valvole a tiretto

Detented push-pull operated valves

1/8"



Code	Type	Forza d'azionamento Operation's force	A	B
V 380 TP	3/2	0,500 Kg	58	99
V 380 TM	3/2	1,800 Kg	58	81
V 380 TF	3/2	0,500 Kg	58	81
V 480 TP	5/2	0,600 Kg	66	115
V 480 TM	5/2	2,700 Kg	66	97
V 480 TF	5/2	0,600 Kg	66	97

Dati Tecnici

Tipo di connessione: G1/8"
 Sezione utile: 19,63 mm²
 Pressione max: 10 bar
 Range di temperatura: -10°C +80°C

Technical data

Connection size: G1/8"
 Usable section: 19,63 mm²
 Maximum pressure: 10 bar
 Temperature range: -10°C +80°C

Codici di ordinazione

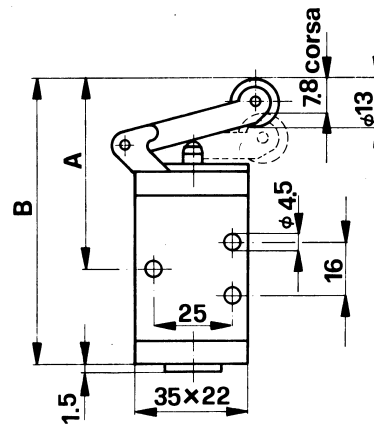
Order codes

	CODE	REFERENCE
	V380RP	Rullo-pneumatico / Roller-pneumatic
	V480RP	Rullo-pneumatico / Roller-pneumatic
	V380RM	Rullo-molla / Roller-spring
	V480RM	Rullo-molla / Roller-spring

Valvole a leva a rullo

Roller level valves

1/8"



Code	Type	Forza d'azionamento Operation's force	A	B
V 380 RP	3/2	0,200 Kg	50	91
V 380 RM	3/2	0,800 Kg	50	73
V 480 RP	5/2	0,300 Kg	58	107
V 480 RM	5/2	1,000 Kg	58	89

VALVOLE ED ELETTROVALVOLE IN ALLUMINIO - serie V-E

ALUMINIUM VALVES AND SOLENOID VALVES - V-E line

Dati Tecnici

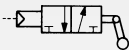

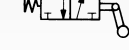
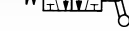
Tipo di connessione: G1/8"
 Sezione utile: 19,63 mm²
 Pressione max: 10 bar
 Range di temperatura: -10°C +80°C

Technical data

Connection size: G1/8"
 Usable section: 19,63 mm²
 Maximum pressure: 10 bar
 Temperature range: -10°C +80°C

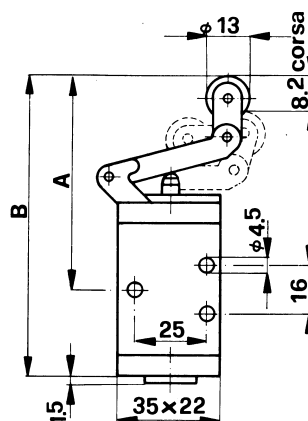
Codici di ordinazione

Order codes

CODE	REFERENCE
 V380SP	Rullo unidirezionale-pneumatico Unidirectional roller-pneumatic
 V480SP	Rullo unidirezionale-pneumatico Unidirectional roller-pneumatic
 V380SM	Rullo unidirezionale-molla Unidirectional roller-spring
 V480SM	Rullo unidirezionale-molla Unidirectional roller-spring

Valvole a leva a rullo unidirezionale
 Unidirectional roller lever valves

1/8"



Code	Type	Forza d'azionamento Operation's force	A	B
V 380 SP	3/2	0,200 Kg	63	104
V 380 SM	3/2	0,800 Kg	63	86
V 480 SP	5/2	0,300 Kg	71	120
V 480 SM	5/2	1,000 Kg	71	102

Dati Tecnici

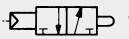

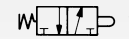

Tipo di connessione: G1/8"
 Sezione utile: 19,63 mm²
 Pressione max: 10 bar
 Range di temperatura: -10°C +80°C

Technical data

Connection size: G1/8"
 Usable section: 19,63 mm²
 Maximum pressure: 10 bar
 Temperature range: -10°C +80°C

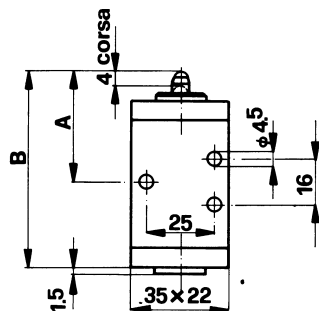
Codici di ordinazione

Order codes

CODE	REFERENCE
 V380BP	Puntale-pneumatico / Pushrod-pneumatic
 V480BP	Puntale-pneumatico / Pushrod-pneumatic
 V380BM	Puntale-molla / Pushrod-spring
 V480BM	Puntale-molla / Pushrod-spring

Valvole con puntale a sfera
 Pushrod with ball valves

1/8"



Code	Type	Forza d'azionamento Operation's force	A	B
V 380 BP	3/2	0,500 Kg	31	72
V 380 BM	3/2	1,800 Kg	31	54
V 480 BP	5/2	0,600 Kg	39	88
V 480 BM	5/2	2,700 Kg	39	70

VALVOLE ED ELETTROVALVOLE IN ALLUMINIO - serie V-E

ALUMINIUM VALVES AND SOLENOID VALVES - V-E line

Dati Tecnici

Tipo di connessione: G1/8"
 Sezione utile: 19,63 mm²
 Pressione max: 10 bar
 Range di temperatura: -10°C +80°C

Technical data

Connection size: G1/8"
 Usable section: 19,63 mm²
 Maximum pressure: 10 bar
 Temperature range: -10°C +80°C

Codici di ordinazione

Order codes

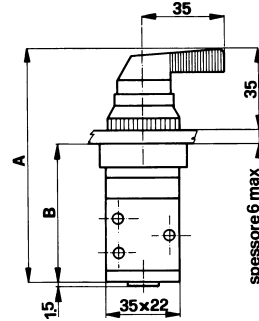
CODE REFERENCE

 V380MD127 Selettore con aggancio / Bistable selector

 V480MD127 Selettore con aggancio / Bistable selector

Selettore a leva da pannello
 Lever selector for panel mounting

1/8"



Code	Type	A	B	Ø foro pannello Ø hole
V 380 MD 127	3/2	108	67	31 mm
V 480 MD 127	5/2	124	83	31 mm

Dati Tecnici

Tipo di connessione: G1/8"
 Sezione utile: 19,63 mm²
 Pressione max: 10 bar
 Range di temperatura: -10°C +80°C


Technical data


Connection size: G1/8"
 Usable section: 19,63 mm²
 Maximum pressure: 10 bar
 Temperature range: -10°C +80°C

Codici di ordinazione

Order codes

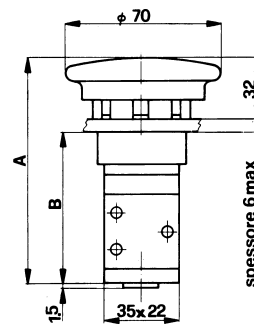
CODE REFERENCE

 V380MR4 Tasto-molla / Taste-spring

 V480MR4 Tasto-molla / Taste-spring

Tasto a fungo da pannello
 Axial mushroom for panel mounting

1/8"



Code	Type	A	B	Ø foro pannello Ø hole
V 380 MR 4	3/2	108	70	31 mm
V 480 MR 4	5/2	124	86	31 mm

VALVOLE ED ELETTROVALVOLE IN ALLUMINIO - serie V-E

ALUMINIUM VALVES AND SOLENOID VALVES - V-E line

Dati Tecnici

Tipo di connessione: G1/8"
 Sezione utile: 19,63 mm²
 Pressione max: 10 bar
 Range di temperatura: -10°C +80°C

Technical data

Connection size: G1/8"
 Usable section: 19,63 mm²
 Maximum pressure: 10 bar
 Temperature range: -10°C +80°C

Codici di ordinazione

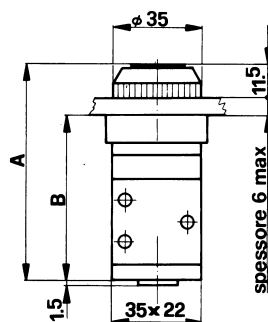
Order codes

	CODE	REFERENCE
	V380MA	Pulsante-molla / Push botton-spring
	V480MA	Pulsante-molla / Push botton-spring

Pulsante protetto da pannello

Protected push botton for panel mounting

1/8"



Code	Color	Type	A	B	Ø foro pannello Ø hole
V 380 MA2	Nero / black	3/2	82	64,5	31 mm
V 380 MA4R	Rosso / red				
V 480 MA2	Nero / black	5/2	98	80,5	31 mm
V 480 MA4R	Rosso / red				

Dati Tecnici

Tipo di connessione: G1/8"
 Sezione utile: 19,63 mm²
 Pressione max: 10 bar
 Range di temperatura: -10°C +80°C

Technical data

Connection size: G1/8"
 Usable section: 19,63 mm²
 Maximum pressure: 10 bar
 Temperature range: -10°C +80°C

Codici di ordinazione

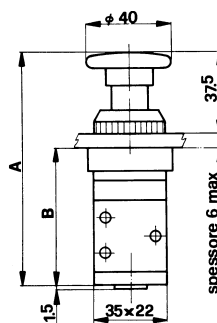
Order codes

	CODE	REFERENCE
	V380MC4	Pulsante-molla / Pushrod-spring
	V480MC4	Pulsante-molla / Pushrod-spring

Pulsante da pannello

Push botton for panel mounting

1/8"



Code	Type	A	B	Ø foro pannello Ø hole
V 380 MC 4	3/2	108	64,5	31 mm
V 480 MC 4	5/2	124	84	31 mm

VALVOLE ED ELETTROVALVOLE IN ALLUMINIO - serie V-E

ALUMINIUM VALVES AND SOLENOID VALVES - V-E line

Dati Tecnici

Tipo di connessione: G1/8"
 Sezione utile: 19,63 mm²
 Pressione max: 10 bar
 Range di temperatura: -10°C +80°C

Technical data

Connection size: G1/8"
 Usable section: 19,63 mm²
 Maximum pressure: 10 bar
 Temperature range: -10°C +80°C

Codici di ordinazione

Order codes

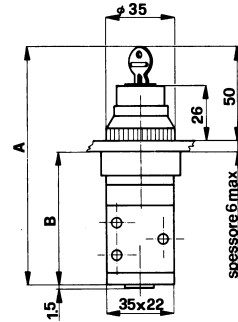
CODE	REFERENCE
------	-----------

 V380MG1	Selettore a chiave con aggancio Bistable Key selector
 V480MG1	Selettore a chiave con aggancio Bistable Key selector

Selettore a chiave da pannello

Key selector for panel mounting

1/8"



Code	Type	A	B	Ø foro pannello Ø hole
V 380 MG 1	3/2	124	68	31 mm
V 480 MG 1	5/2	140	84	31 mm

Dati Tecnici

Tipo di connessione: G1/8"
 Sezione utile: 19,63 mm²
 Pressione max: 10 bar
 Range di temperatura: -10°C +80°C

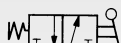

Technical data

Connection size: G1/8"
 Usable section: 19,63 mm²
 Maximum pressure: 10 bar
 Temperature range: -10°C +80°C

Codici di ordinazione

Order codes

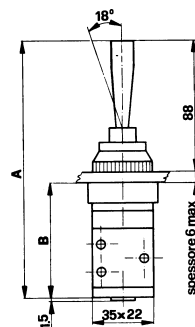
CODE	REFERENCE
------	-----------

 V380MB2	Leva-molla / Lever-spring
 V480MB2	Leva-molla / Lever-spring

Leva assiale da pannello

Axial lever for panel mounting

1/8"



Code	Type	A	B	Ø foro pannello Ø hole
V 380 MB 2	3/2	162	68	31 mm
V 480 MB 2	5/2	178	84	31 mm

VALVOLE ED ELETTROVALVOLE IN ALLUMINIO - serie V-E

ALUMINIUM VALVES AND SOLENOID VALVES - V-E line

Dati Tecnici

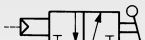

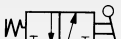



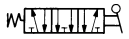


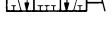
Tipo di connessione: G1/4"
 Sezione utile: 50.3 mm²
 Pressione max: 10 bar
 Range di temperatura: -30°C +120°C

Technical data

Connection size: G1/4"
 Usable section: 50.3 mm²
 Maximum pressure: 10 bar
 Temperature range: -30°C +120°C

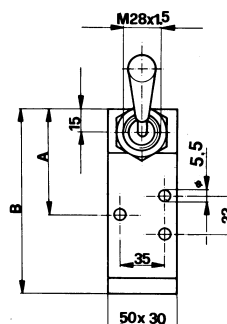
Codici di ordinazione

Order codes

CODE	REFERENCE
 V34LP	Leva-pneumatico / Lever-pneumatic
 V44LP	Leva-pneumatico / Lever-pneumatic
 V34LM	Leva-molla / Lever-spring
 V44LM	Leva-molla / Lever-spring
 V34LF	Leva-bistabile / Bistable lever
 V44LF	Leva-bistabile / Bistable lever
 V44LMCA	Centri aperti Leva-molla / Lever-spring
 V44LMCC	Centri chiusi Leva-molla / Lever-spring
 V44LFCA	Centri aperti Leva-bistabile / Bistable lever
 V44LFCC	Centri chiusi Leva-bistabile / Bistable lever

Valvole a leva 90°
 90° lever valves

1/4"



Code	Type	Forza d'azionamento Operation's force	A	B
V 34 LP	3/2	0,500 Kg	59	118
V 34 LM	3/2	1,900 Kg	59	96
V 34 LF	3/2	0,600 Kg	59	96
V 44 LP	5/2	0,500 Kg	70	140
V 44 LM	5/2	1,900 Kg	70	118
V 44 LF	5/2	0,600 Kg	70	118
V 44 LM CA	5/3	1,900 Kg	70	142
V 44 LM CC	5/3	1,900 Kg	70	142
V 44 LF CA	5/3	0,600 Kg	70	118
V 44 LF CC	5/3	0,600 Kg	70	118

Dati Tecnici

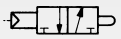

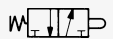
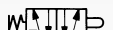
Tipo di connessione: G1/4"
 Sezione utile: 50.3 mm²
 Pressione max: 10 bar
 Range di temperatura: -30°C +120°C

Technical data

Connection size: G1/4"
 Usable section: 50.3 mm²
 Maximum pressure: 10 bar
 Temperature range: -30°C +120°C

Codici di ordinazione

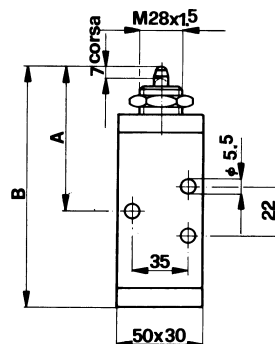
Order codes

CODE	REFERENCE
 V34CP	Puntale-pneumatico / Pushrod-pneumatic
 V44CP	Puntale-pneumatico / Pushrod-pneumatic
 V34CM	Puntale-molla / Pushrod-spring
 V44CM	Puntale-molla / Pushrod-spring

Valvole puntale a sfera da pannello

Pushrod with ball valves for panel mounting

1/4"



Code	Type	Forza d'azionamento Operation's force	A	B
V 34 CP	3/2	1,600 Kg	68	127
V 34 CM	3/2	9,000 Kg	68	105
V 44 CP	5/2	1,600 Kg	79	149
V 44 CM	5/2	9,000 Kg	79	127

VALVOLE ED ELETTROVALVOLE IN ALLUMINIO - serie V-E

ALUMINIUM VALVES AND SOLENOID VALVES - V-E line

Dati Tecnici

Tipo di connessione: G1/4"
 Sezione utile: 50.3 mm²
 Pressione max: 10 bar
 Range di temperatura: -30°C +120°C

Technical data

Connection size: G1/4"
 Usable section: 50.3 mm²
 Maximum pressure: 10 bar
 Temperature range: -30°C +120°C

Codici di ordinazione

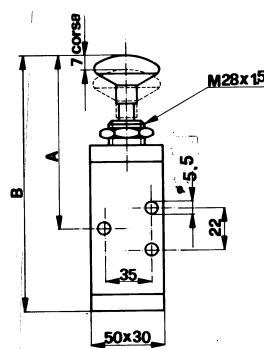
Order codes

CODE	REFERENCE
V34TP	Leva-pneumatico / Lever-pneumatic
V44TP	Leva-pneumatico / Lever-pneumatic
V34TM	Leva-molla / Lever-spring
V44TM	Leva-molla / Lever-spring
V34TF	Leva-bistabile / Bistable lever
V44TF	Leva-bistabile / Bistable lever

Valvole a tretto

Detented push-pull operated valves

1/4"



Code	Type	Forza d'azionamento Operation's force	A	B
V 34 TP	3/2	1,600 Kg	89,5	148,5
V 34 TM	3/2	9,000 Kg	89,5	126,5
V 34 TF	3/2	1,500 Kg	89,5	126,5
V 44 TP	5/2	1,600 Kg	100,5	170,5
V 44 TM	5/2	9,000 Kg	100,5	148,5
V 44 TF	5/2	1,500 Kg	100,5	148,5

Dati Tecnici

Tipo di connessione: G1/4"
 Sezione utile: 50.3 mm²
 Pressione max: 10 bar
 Range di temperatura: -30°C +120°C

Technical data

Connection size: G1/4"
 Usable section: 50.3 mm²
 Maximum pressure: 10 bar
 Temperature range: -30°C +120°C

Codici di ordinazione

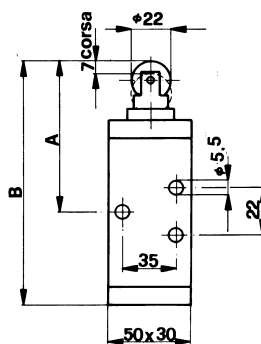
Order codes

CODE	REFERENCE
V34AP	Rullo-pneumatico / Roller-pneumatic
V44AP	Rullo-pneumatico / Roller-pneumatic
V34AM	Rullo-molla / Roller-spring
V44AM	Rullo-molla / Roller-spring

Valvole a rullo

Roller valves

1/4"



Code	Type	Forza d'azionamento Operation's force	A	B
V 34 AP	3/2	1,600 Kg	73	132
V 34 AM	3/2	9,000 Kg	73	110
V 44 AP	5/2	1,600 Kg	84	154
V 44 AM	5/2	9,000 Kg	84	132

VALVOLE ED ELETTROVALVOLE IN ALLUMINIO - serie V-E

ALUMINIUM VALVES AND SOLENOID VALVES - V-E line

Dati Tecnici

Tipo di connessione: G1/4"
 Sezione utile: 50.3 mm²
 Pressione max: 10 bar
 Range di temperatura: -30°C +120°C

Technical data

Connection size: G1/4"
 Usable section: 50.3 mm²
 Maximum pressure: 10 bar
 Temperature range: -30°C +120°C

Codici di ordinazione

Order codes


CODE REFERENCE



V34BP Puntale-pneumatico / Pushrod-pneumatic



V44BP Puntale-pneumatico / Pushrod-pneumatic



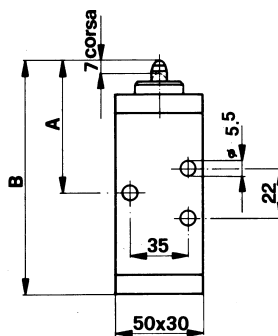
V34BM Puntale-molla / Pushrod-spring



V44BM Puntale-molla / Pushrod-spring

Valvole con puntale a sfera
 Pushrod with ball valves

1/4"



Code	Type	Forza d'azionamento Operation's force	A	B
V 34 BP	3/2	1,600 Kg	59	118
V 34 BM	3/2	9,000 Kg	59	96
V 44 BP	5/2	1,600 Kg	70	140
V 44 BM	5/2	9,000 Kg	70	118

VALVOLE ED ELETTROVALVOLE IN ALLUMINIO - serie V-E

ALUMINIUM VALVES AND SOLENOID VALVES - V-E line

Dati Tecnici

Tipo di connessione: G1/2"
 Sezione utile: 183 mm²
 Pressione max: 10 bar
 Range di temperatura: -30°C +120°C

Valvole a leva 90°
 90° lever valves

1/2"

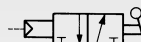
Technical data


Connection size: G1/2"
 Usable section: 183 mm²
 Maximum pressure: 10 bar
 Temperature range: -30°C +120°C

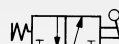
Codici di ordinazione


Order codes

CODE REFERENCE


 V32LP Leva-pneumatico / Lever-pneumatic

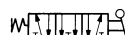
 V42LP Leva-pneumatico / Lever-pneumatic

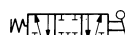
 V32LM Leva-molla / Lever-spring


 V42LM Leva-molla / Lever-spring

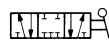
 V32LF Leva-bistabile / Bistable lever

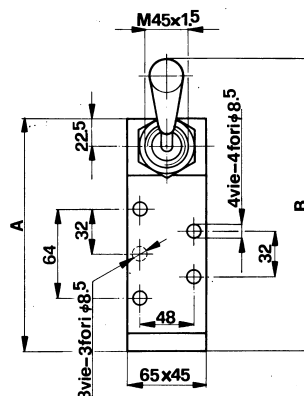
 V42LF Leva-bistabile / Bistable lever

 V42LMCA Centri aperti Leva-molla / Lever-spring

 V42LMCC Centri chiusi Leva-molla / Lever-spring

 V42LFCA Centri aperti Leva-bistabile / Bistable lever

 V42LFCC Centri chiusi Leva-bistabile / Bistable lever



Code	Type	Forza d'azionamento Operation's force	A	B
V 32 LP	3/2	1,000 Kg	152,5	177
V 32 LM	3/2	3,000 Kg	140	164,5
V 32 LF	3/2	1,000 Kg	140	164,5
V 42 LP	5/2	1,000 Kg	184,5	209
V 42 LM	5/2	3,000 Kg	172	196,5
V 42 LF	5/2	1,000 Kg	172	196,5
V 42 LM CC	5/3	1,500 Kg	193,5	218
V 42 LM CA	5/3	1,500 Kg	193,5	218
V 42 LF CC	5/3	1,000 Kg	172	196,5
V 42 LF CA	5/3	1,000 Kg	172	196,5